



PORTLAND PUBLIC SCHOOLS – FACILITY ADA ASSESSMENT

Youngson SPED K-8
August 31, 2009


Site Accessibility

Southwest Parking	Restripe (1) accessible stall and related access aisle. Verify this space is marked as van parking and is 9 ft wide with an 8 ft wide access aisle.	
-------------------	---	--


Accessible Route & Features

Southwest Parking	Locate and stripe a permanent pedestrian path from the parking access aisle to the closest accessible building entry.	
Southwest Entry	Entry closest to parking area is the accessible entry.	
Interior Ramps	Existing ramps in main corridor outside Rooms 7-8-18 are compliant for slope and double handrails. Intermediate side stairs before Room 7 door has compliant rise and run and has compliant double handrails.	
Stage 22A	Ramped access has been provided to the raised stage, and is accessible from door in Class 18.	
Classroom doors	Provide all classrooms with lever handle hardware. Include hardware with "break-away" handle feature.	

Plumbing Elements

Drinking Fountains	Verify that drinking fountain outside Girls 27 complies with accessibility standards. Drinking fountains in this building's program are subject to daily abuse, and existing fountain was observed to have damage. Mounting is loose on wall. Need a high vandal-resistant model.	
--------------------	---	---




Bathroom	Modify the existing bathroom shared between classrooms 1 and 2 to provide one K-5 range accessible toilet, no partitions, and add a lavatory to the room. This bathroom is being used within the enclosed classroom to support the program. Replace existing 2-0x6-4 doors into each classroom with wider and taller doors.	
Office 28	Provide a sink at 34 inches high.	

Communication Elements

Cafeteria/Auditorium	Provide assisted listening devices.	
Classrooms	Any need for assisted listening devices in programs at this school? Or within SPED classrooms?	
Signage	Provide accessible signage at restrooms and common spaces. If signage is provided at classrooms, provide accessible signage.	

Special Spaces, Built-in Elements & Recreational Facilities

Office 28	Provide a 36" wide minimum section of lowered counter at + 34" high above finish floor.	
Play Area Structure	Provide an accessible play structure replacement for one existing (decomposing wood) play structure.	
Play Area Surfaces	Verify safety surfacing at (2) outdoor play structure areas for wheelchair access.	

Field Notes:

1. This facility has an unusually low gymnasium ceiling with ceiling mounted troffer lights with partially exposed lamps which staff noted were frequently broken. The age range for classes in the gymnasium is K-12 since it is shared by programs three buildings. The light fixtures should be replaced for student safety.

